

Welcome!



Alpine Elementary School Back to Brick Orientation!

CCS HAS THE ANSWERS

Learning Extension Centers

<https://www.ccsch.us/Page/8685>

Reopening Link on CCS Webpage

<https://www.ccsch.us/domain/3474>

Lottery page

<https://www.ccsch.us/Page/2437>

Introduction to School Lottery (CCS Enrollment Page)

<https://www.ccsch.us/Page/1181>

Alpine Expectations in ALL Settings

Be Respectful

Be Safe

Be Responsible

Be Ready to Learn



Today's GOALS:

- 1. Provide key information for families in the areas of classroom orientation schedules.**
- 1. Provide an overview of BLENDED learning and Cohorts**
- 1. Provide key information on building safety protocols that have been established in the areas of social distancing, mask wearing, and hand washing**
- 1. Share information to help reduce any anxiety**

Orientation Details

The purpose of this orientation is to give you key information about student safety protocols, building and grade-level expectations, and technology assistance.

We know this is a significant step forward in our shared efforts to get back to normal, and we understand the anxiety that comes with it. With these orientation sessions and our commitment to ongoing communication and engagement, we can work together to help our staff and students feel comfortable and safe during this transition.

Blended Learning



REASONS FOR BLENDED LEARNING

Why move to blended learning now considering we are in the middle of a pandemic?

Yes, the COVID-19 virus remains a threat globally. Rest assured we will take every precaution possible to protect our staff and students against the virus. The experts at Columbus Public Health have advised us that the positivity rate within our district boundaries has declined to a level at which it is safe to bring students back in a blended learning format.

Will you close schools and return to completely remote learning if there is a spike in COVID-19 cases?

Columbus Public Health has advised us that the positivity rate within our district boundaries has declined to a level at which it is safe to bring students back in a blended learning format at the current time. However, we do not know what the late fall and winter have in store. Our local COVID-19 data could spike in the fall or winter, especially considering the onset of the typical flu season. We will follow the recommendations of Columbus Public Health. We will not hesitate to close our schools if necessary and return to a completely remote learning environment.

Understanding Cohort A/B and Important Dates

	Monday	Tuesday	Wednesday	Thursday	Friday
Cohort A	Brick	Brick	Click	Click	Click
Cohort B	Click	Click	Click	Brick	Brick

Brick: In class/in person learning in school

Click: Remote/Virtual Learning at home

Important Dates

Procedures and Protocols for Safety

Arrival and Breakfast

Arrival:

Who?

All students

Where?

East Door (by Parking Lot): Grades K-3

When?

Times TBD

Why?

Best plan for social distancing and safety



Pre-K,
K,1,2

3,4,5



Breakfast

1. Breakfast will be distributed in the gym
2. Breakfast will be eaten in the cafeteria
3. Students will be required to sit in their assigned cafe seats

Grades Pre-K, K, 1,2
Out double doors to
class

Grades 3,4,5
Out single door to
class

Building Preparations!



HEALTH & SAFETY PROTOCOLS

Room Preparation

Dividers and Distance!



HEALTH & SAFETY PROTOCOLS

Staff and students must wear masks when they are on the bus or in a school building.

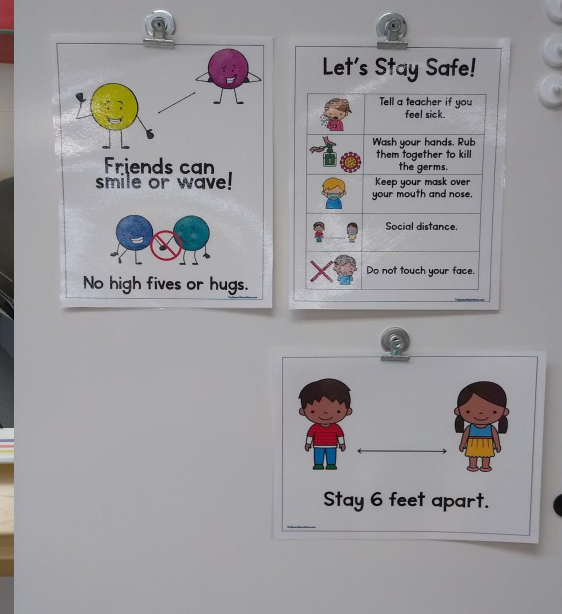

- proper Mask Wearing



HEALTH & SAFETY PROTOCOLS

Room Preparation

- Signs to remind students to wash hands
- keep 6 feet of distance
- mask wearing will be displayed in each classroom.



HEALTH & SAFETY PROTOCOLS



COLUMBUS
CITY SCHOOLS



Water!

Drinking fountains will be closed, **HOWEVER**, water **WILL** be available in classroom sinks! Please provide a water bottle



HEALTH & SAFETY PROTOCOLS



If a student has a symptom – Stay Home and get better.

If you are calling in (and are not at school) because of symptoms related to COVID-19, your child may return to school when they are symptom free.





HEALTH & SAFETY PROTOCOLS

Families will be asked to do self-assessments of their students' health each day before sending them to school.
Staff will be asked to do self-assessments of their own health before reporting to work each day.

Students or staff must stay at home if they exhibit any of the following:

- Cough or trouble breathing or sore throat
- Temperature greater than 100
- Nausea, vomiting, or diarrhea
- Headache
- Chills/Body shakes/ Muscle Aches
- New loss of taste or smell
- Fatigue
- Congestion or runny nose
- Or if they have been exposed to someone with a confirmed case of COVID-19



HEALTH & SAFETY PROTOCOLS

What happens if my child gets sick at school? Are there different procedures for suspected COVID-19 symptoms?

We have designated a health separation room in each building for any adult or student who exhibits COVID-19 symptoms and cannot immediately leave the building. The person will be required to wear their mask at all times while in the health separation room.

The parent or guardian will be notified to pick up their child immediately. CCS requests the sick student be picked up within 30 minutes. If the parent or guardian is unable to pick up the student immediately, CCS asks that the parent arrange for a back-up so the child can be **picked up within 30 minutes.** Please arrange several alternative ways for an adult to pick up your student should he or she feel ill during the school day. Students with COVID-19 symptoms cannot ride home on the bus.



HEALTH & SAFETY PROTOCOLS

How will you notify families if there is a positive case in a classroom or school building?

The school will notify, in writing, parents/guardians of students within the same classroom, bus ride, or school activity that there is a student with a positive test and will notify parents of the whole building through the Parent Portal messenger, parent email, text message, and phone call.

Will CCS provide a public report on the number of COVID-19 cases?

Yes, CCS has created an [online COVID-19 Data Dashboard](#) that shows the number of positive COVID-19 cases that have been reported to CCS and are associated with in-person learning or activities. The dashboard will be updated weekly with newly reported cases.



CHROMEBOOKS AND TECHNOLOGY

Does my student need to bring their Chromebook they received for virtual learning to school with them?

Yes, students are expected to bring their devices on the days they attend school in the building if the teacher requires it. We have assessments and other testing coming up, and it is important that they have their devices with them. Parents are expected to encourage their students to practice bringing devices to school and back home safely and securely. Students are also expected to have their Chromebook fully charged before attending school each day.

Do I have to send the WiFi hotspot with my student back to school?

No, the loaned hotspots can remain at home for students to use on the days they will be learning remotely. student is learning from home, they will have to connect their WiFi for their home WiFi or hotspot. [Click here for simple instructions on how to set up this access.](#) If you have any questions or concerns please contact the IT Help Desk at (614) 365-8425.

CHROMEBOOKS AND TECHNOLOGY

How will WiFi hotspots work at school and at home?

WiFi access settings will be shifted to recognize CCS WiFi hotspots automatically one week prior to students returning to school. What this means is that every morning when the student is learning from home, they will have to connect their WiFi for their home WiFi or hotspot. [Click here for simple instructions on how to set up this access.](#) If you have any questions or concerns please contact the IT Help Desk at (614) 365-8425.

How do I get a Chromebook and/or WiFi hotspot for my student?

Contact your school principal and let them know.

My student's Chromebook is not working properly, what do I do?

Contact your school principal for any repairs and replacements.



BREAKFAST AND LUNCH MEALS

Will my child receive breakfast and lunch on in-person days?

Yes, students will receive free breakfast and lunch on in-person days at school. It will be a more traditional meal that the students are used to receiving. When students leave for the second day of in-class learning (Tuesdays for Cohort A; Fridays for Cohort B), they will receive a meal pack for the days they are learning remotely.

How will students eat breakfast and lunch at school?

Breakfast - Students will get a grab-and-go breakfast as they enter the school. It will be all packaged in one bag, for safety, speed, and convenience. From there, they will eat in a space where they can have appropriate social distancing.

Lunch - Students will choose a meal bundle from the cafeteria that they can take to a space where they can have appropriate social distancing. Meals will be bundled to allow for safety, speed, and convenience.

BUS TRANSPORTATION

How do I find out my child's bus stop and the pick-up and drop off times?

Routing is still being completed. Individual bus stops, pick-up times, and drop-off times will be communicated to families prior to the start of blended learning.

Does my child need to wear a mask on the bus? Will drivers and aides wear masks when on the bus?

Yes, masks are required on the bus and in school. Students who do not have a mask at the bus stop will be given one to wear when they get on the bus.

All Drivers, Intervention Aides, and Childcare Attendants will be required to wear masks while on a school bus.

Will bus drivers perform assessments of students before boarding?

Families will be expected to conduct a health assessment of their children before leaving their homes for school.

Families must keep students home if they exhibit any of the symptoms listed in the section above.

BUS TRANSPORTATION

How will you ensure my child is transported safely and in accordance with health guidelines?

- Students will be required to wear masks while at bus stops and on school buses.
- Social distancing of six feet apart, when possible, will be implemented on all CCS buses.
- Children will practice social distancing of six feet apart at their bus stops.
- Children will enter the bus through the regular entry door and be seated from the rear of the bus to the front. Children will exit the bus through the main door, from the front seat to the rear seat.
- The bus will contain a bottle of hand sanitizer, and a spray pump bottle containing disinfectant.
- Children will be provided 1 “squirt” of hand sanitizer when boarding a bus.
- Drivers will create and maintain a seating chart for students who ride their buses. This seating chart will be used when students board their buses.
- Every bus will be disinfected by the bus driver after each run. Drivers will spray disinfectant on common touchpoints (handrails, seats, etc.)
- Each bus will be disinfected at the Bus Compound after its morning and afternoon routes have been completed.

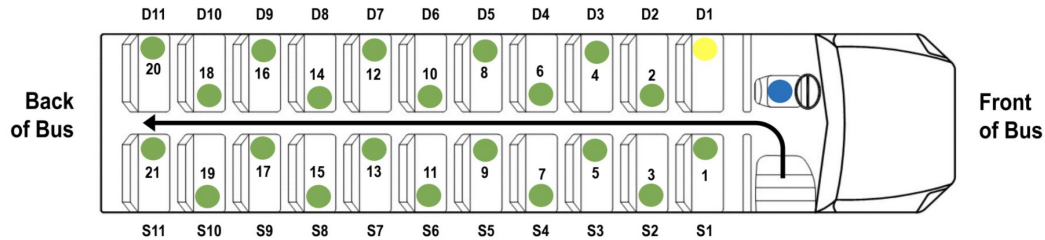
BUS TRANSPORTATION



Bus Seating Diagram

● Driver
 ● Student
 ● Aide (When Applicable)

Driver Side



Street Side

